

NORTH SHORE

This report is a tribute to those who were homeless on the North Shore on the night of the count and who shared their stories in order to help us to better understand homelessness across the Metro Vancouver region.









A person was considered homeless for the purpose of this count if they did not have a place of their own where they could expect to stay for more than 30 days and if they did not pay rent. This included people who:

- Had no physical shelter – who were staying 'outside', in alleys, doorways, parkades, parks and vehicles;
- Were staying temporarily in emergency shelters for the homeless, transition houses for women and children fleeing violence, and safe houses for youth;
- Had no fixed address and were staying temporarily in a hospital, jail or detox facility; and
- Were staying temporarily at someone else's place (couch surfing).

The **sheltered homeless** includes all homeless individuals in the count who were identified as homeless and who stayed overnight in an emergency shelter for the homeless, transition house for women and children fleeing violence, or safe house for youth during the count. It also includes individuals with no fixed address who were staying temporarily in a hospital, jail or detox facility during the count.

The **unsheltered homeless** includes all homeless individuals in the count who completed a street survey and who had no physical shelter (i.e. were staying 'outside', in alleys, doorways, parkades, parks and vehicles). It also includes people who were staying temporarily at someone else's place (couch surfing) and who were found on the street or at a homeless service on the day of the count.¹


BY NUMBERS: NORTH SHORE

		2011	2014	2017	TRENDS 2014 - 2017
UNSHeltered HOMELESS		55	60	11	
SHeltered HOMELESS		67	59	89	
NORTH SHORE		122	119	100	
METRO VANCOUVER		2,650	2,777	3,605	

¹The information is based on the point-in-time counts completed over the years. Point-in-time counts provide an important picture of existing and emerging trends but are recognized to be an undercount of the total number of people experiencing homelessness.


UNSHELTERED HOMELESS



The **unsheltered homeless** includes all homeless individuals in the count who completed a street survey and who had no physical shelter (i.e. were staying 'outside', in alleys, doorways, parkades, parks and vehicles). It also includes people who were staying temporarily at someone else's place (couch surfing) and who were found on the street or at a homeless service on the day of the count.

UNSHELTERED HOMELESS	2011	2014	2017	TRENDS 2014 - 2017
NORTH SHORE	55	60	11	
% UNSHELTERED	45%	50%	11%	BETTER

SHELTERED HOMELESS

The **sheltered homeless** includes all homeless individuals in the count who were identified as homeless and who stayed overnight in an emergency shelter for the homeless, transition house for women and children fleeing violence, or safe house for youth during the count. It also includes individuals with no fixed address who were staying temporarily in a hospital, jail or detox facility during the count. The 2017 count also included individuals who stayed housed in Extreme Weather Resonse (EWR) Shelters due to inclement weather.

SHELTERED HOMELESS	2011	2014	2017	TRENDS 2014 - 2017
NORTH SHORE	67	59	89	
% SHELTERED	55%	50%	89%	BETTER

METRO VANCOUVER BENCHMARK	2011	2014	2017	TRENDS 2014 - 2017
SHELTERED HOMELESS	1,892	957	2,573	
UNSHELTERED HOMELESS	758	1,820	1,032	
% UNSHELTERED	29%	34%	29%	BETTER

Source: Prepared by SPARC BC based on information contained in the 2011, 2014, and 2017 Homeless Count Reports prepared for the Metro Vancouver Homelessness Partnering.

Reference: 2017 Homeless Count in Metro Vancouver Final Report | September 2017 was prepared for the Metro Vancouver Homelessness Partnering Strategy Community Entity by BC Non-Profit Housing Association and M. Thomson Consulting.