

# Vulnerable Seniors

## SPOTLIGHT ON LANGLEY

### POPULATION

### HOUSING & INCOME

### HEALTH & WELLNESS

### LANGUAGE

### MIGRATION

#### Seniors Population



Between 2001 - 2011, the seniors population increased from 13,135 to **18,120** seniors.

**38%**  
increase  
in the  
number  
of seniors

#### Unaffordable Housing



**1/4** senior households spend 30% or more of their income on housing. Between 2006 - 2011, this number increased from 2,125 to **2,510** seniors.

**18%**  
increase in  
seniors at  
risk of losing  
their homes

#### Aging Seniors



Between 2001-2011, the number of people over the age of 100 increased from 10 to **25** seniors.

**150%**  
increase in  
number of  
seniors over  
100 years of  
age

#### Housing Waitlists



Between 2009 - 2012, the number of seniors and persons with disabilities (PWD) on BC Housing's social housing waitlist increased from 38 to **61** people.

**61%**  
increase in  
seniors &  
PWD on  
social  
housing  
wait lists

#### Lone Seniors




**1/4**  
seniors  
live alone



Between 2001-2011, the number of seniors living alone increased from 3,470 to **4,505** seniors.

**30%**  
increase in  
seniors  
who lived  
alone

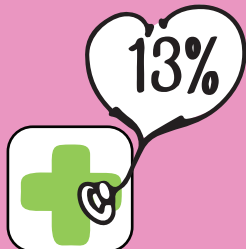
#### Low Income



**12%**  
of seniors live on  
a low income

In 2011, **2,005** seniors lived on a low income. Seniors living alone had after-tax incomes of approximately \$19,500 or less. Seniors living in couples had after-tax incomes of approximately \$27,250 or less.

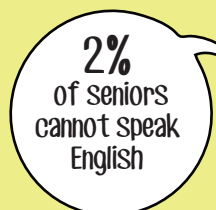
#### Health Concerns



In 2011, the Fraser South Health Service Delivery Area found that **13%** of seniors had perceived their health as fair to poor.

For data source  
information,  
see data source  
sheet.

#### Non-English Speaking




**2%**  
of seniors  
cannot speak  
English

Between 2001- 2011, the number of seniors who could not speak English increased from 130 to **375** seniors.

**189%**  
increase in  
seniors who  
could not  
speak  
English


#### Senior Newcomers



Between 2000 - 2010, **150** new immigrant seniors settled in Langley.



#### First Languages Other Than English



**23%** of seniors  
do not speak English as  
their first language

In 2011, **German (1055)** and **Dutch (575)** were the most commonly spoken languages among seniors other than English.