

MISSION

This report is a tribute to those who were homeless in Mission on the night of the count and who shared their stories in order to help us to better understand homelessness across the Lower Mainland.





A person was considered homeless for the purpose of this count if they did not have a place of their own where they could expect to stay for more than 30 days and if they did not pay rent. This included people who:

- Had no physical shelter – who were staying 'outside', in alleys, doorways, parkades, parks and vehicles;
- Were staying temporarily in emergency shelters for the homeless, transition houses for women and children fleeing violence, and safe houses for youth;
- Had no fixed address and were staying temporarily in a hospital, jail or detox facility; and
- Were staying temporarily at someone else's place (couch surfing).

The **sheltered homeless** includes all homeless individuals in the count who were identified as homeless and who stayed overnight in an emergency shelter for the homeless, transition house for women and children fleeing violence, or safe house for youth during the count. It also includes individuals with no fixed address who were staying temporarily in a hospital, jail or detox facility during the count.

The **unsheltered homeless** includes all homeless individuals in the count who completed a street survey and who had no physical shelter (i.e. were staying 'outside', in alleys, doorways, parkades, parks and vehicles). It also includes people who were staying temporarily at someone else's place (couch surfing) and who were found on the street or at a homeless service on the day of the count.¹

BY NUMBERS: MISSION

		2011	2014	2017
UNSHELTERED HOMELESS		N/A	N/A	36
SHELTERED HOMELESS		N/A	N/A	26
MISSION		54	75	63
FVRD		345	341	606

*N/A: Not Available



¹The information is based on the point-in-time counts completed over the years. Point-in-time counts provide an important picture of existing and emerging trends but are recognized to be an undercount of the total number of people experiencing homelessness.

UNSHELTERED HOMELESS

The **unsheltered homeless** includes all homeless individuals in the count who completed a street survey and who had no physical shelter (i.e. were staying 'outside', in alleys, doorways, parkades, parks and vehicles). It also includes people who were staying temporarily at someone else's place (couch surfing) and who were found on the street or at a homeless service on the day of the count.

UNSHELTERED HOMELESS	2011	2014	2017
MISSION	N/A	N/A	36
% UNSHELTERED	-	-	58%

*N/A: Not Available

SHELTERED HOMELESS

The **sheltered homeless** includes all homeless individuals in the count who were identified as homeless and who stayed overnight in an emergency shelter for the homeless, transition house for women and children fleeing violence, or safe house for youth during the count. It also includes individuals with no fixed address who were staying temporarily in a hospital, jail or detox facility during the count. The 2017 count also included individuals who stayed housed in Extreme Weather Resonse (EWR) Shelters due to inclement weather.

SHELTERED HOMELESS	2011	2014	2017
MISSION	N/A	N/A	26
% SHELTERED	-	-	42%

*N/A: Not Available

FVRD BENCHMARK	2011	2014	2017
SHELTERED HOMELESS	N/A	N/A	244
UNSHELTERED HOMELESS	N/A	N/A	363
% UNSHELTERED	-	-	60%

*N/A: Not Available